THORN

Satin 2 NEW

Standards

CE IP67 IP68

T_a -20 +25 T_a -25 +50

Lamps



Four light distributions available in four lengths

Wall: width 2m and height 3m, Satin 2 position: 9cm from the wall (12°, 32° and 12x44° versions) and 25cm from the wall (Asymmetrical) - Angle 0°



Light distribution Intensive 12°

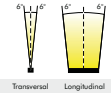

Light distribution Extensive 32°

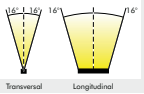

Light distribution Ellipsoidal T12° x L44°

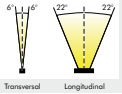

Light distribution Asymmetrical

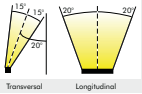

A discreet linear floodlight range offering extensive static/dynamic illumination choice and flexibility

- Exceptional flexibility with a choice of LED colours, light distributions, lengths and installation possibilities
- High ambient temperature versions (+50°C) for warmer climates with remote gear box. Available on request.
- Side by side installation for uniform light beam for surface and recessed versions
- Prewired for simple installation

Surface versions

- Compact body with integral power supply for monochromatic and RGBW versions

Recessed versions

- Integral power supply for monochromatic versions and remote gear box for the RGBW versions

Discreet linear floodlight

Surface version



Recessed version

Applications

- Building surrounds
- Façade illumination

Light source information

- Lifetime 40,000 Hours @L70 Ta 25°C or 50°C depending on the version
- 332/346mm for monochromatic and 432/346mm for RGBW: 12LEDs
  632mm/646mm: 24LEDs
  932mm/946mm: 36LEDs
  1232/1246mm: 48LEDs
- Up to 95 Llm/W for 4000K versions
- From 11 to 17W for the 330/350/430mm versions.
- From 21 to 31W for the 630/650mm versions.
- From 30 to 44W for the 930/950mm versions.
- From 39 to 57W for the 1230/1250mm versions.
- Static versions
  Whites: colour temperature 3000K and 4000K as standard. Other colour temperatures on request.
  Colours: Red, Green and Blue. Amber and other LED colours on request.
- Dynamic versions
  RGBW as standard. Dimmable whites on request.
- DALI versions, other RAL versions and other light distributions on request.
- CRI 80 minimum for 3000K and 4000K.

Overview

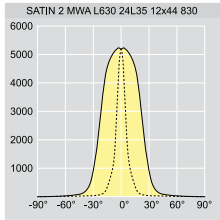

Surface versions

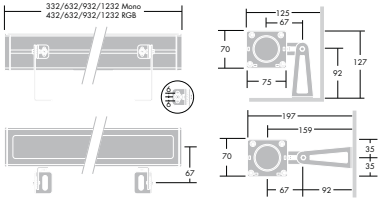

Recessed body

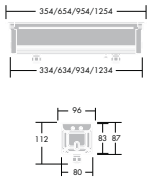

Inground recessed box

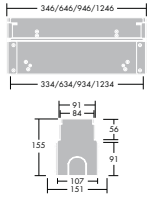

Maximum current connection lengths:

Monochromatic versions
22 x Satin2 L330/350mm
12 x Satin2 L630/650mm
9 x Satin2 L930/950mm
7 x Satin2 L1230/1250mm

RGBW versions
23 x Satin2 L330/350mm
12 x Satin2 L630/650mm
7 x Satin2 L930/950mm
5 x Satin2 L1230/1250mm

Surface versions

MONO version

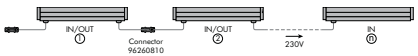

RGBW-DMX version

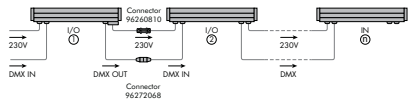

Recessed versions

MONO version

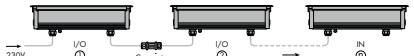

RGBW - DMX versions

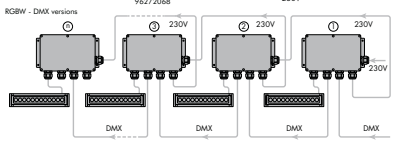

THORN

Satin 2 NEW

Standards

CE IP67 IP68

T_a -20 +25 T_a -25 +50

Lamps

Materials/Finish

SURFACE VERSIONS
Monochromatic

Standard – All integral
Body: extruded aluminium (EN AW-6060 T6),
painted textured silver grey
Side: Grey polycarbonate
Enclosure: UV stabilised polycarbonate
Stirrups: powder coated stainless steel and powder coated galvanized steel
Glue: 1 component MSP adhesive
Cable: 1m of H05RNF (2x1mm²)

High ambient temperature versions - Remote gear box
Body: extruded aluminium (EN AW 6060 T6),
painted textured silver grey
Side: Grey polycarbonate
Enclosure: UV stabilized polycarbonate
Stirrups: powder coated stainless steel and powder coated galvanized steel
Glue: 1 component MSP adhesive
Cable: 1m of 2x1mm² H05RNF cable
Connection box RGBW: die-cast aluminium (EN AB 47100),
painted textured silver grey
Gasket: rubber/neoprene
Screws: stainless steel
Cable glands: brass

RGBW
Standard – All integral
Body: extruded aluminium (EN AW-6060 T6),
painted textured silver grey
Side: Grey polycarbonate
Enclosure: UV stabilised polycarbonate
Stirrups: powder coated stainless steel and powder coated galvanized steel
Glue: 1 component MSP adhesive
Cable: 1m of H05RNF (2x1mm²) for mains connections
1m of DMX512 cable for DMX connections

High ambient temperature versions - Remote gear box
Body: extruded aluminium (EN AW 6060 T6),
painted textured silver grey
Side: Grey polycarbonate
Enclosure: UV stabilized polycarbonate
Stirrups: powder coated stainless steel and powder coated galvanized steel
Glue: 1 component MSP adhesive
Cable: 1m of PROFIPLAST CSA 5x1,0mm²
Connection box RGBW: die-cast aluminium (EN AB 47100),
painted textured silver grey
Gasket: rubber/neoprene
Screws: stainless steel
Cable glands: brass

Ground recessed boxes for surface versions with angle adjustments
Box: fibre/cement 10mm
Frame: stainless steel (304L)
Glass: tempered Security glass 10mm

RECESSED VERSIONS
Monochromatic
Standard – All integral
Body: extruded aluminium (EN AW-6060 T6), painted silver grey
Side: painted die-cast aluminium, silver grey
Enclosure: tempered glass 10mm thick
Glue: 1 component MSP adhesive
Cable: 1m of H05RNF (2x1mm²)

High ambient temperature versions - Remote gear box
Body: extruded aluminium (EN AW 6060 T6) painted silver grey
Side: painted die-cast aluminium, silver grey
Enclosure: tempered glass 10mm thick
Glue: 1 component MSP adhesive
Cable: 1m of 2x1mm² H05RNF cable
Connection box monochromatic: die-cast aluminium (EN AB 47100)
painted textured silver grey
Cable glands: brass
Gasket: rubber/neoprene
Screws: stainless steel

RGBW:
Common to standard and high ambient temperature versions – Remote gear box
Body: extruded aluminium (EN AW-6060 T6), painted silver grey
Side: painted die-cast aluminium, silver grey
Enclosure: tempered glass 10mm thick
Glue: 1 component MSP adhesive
Cable: 1m of Profiplast CSA 5x1,0mm² for DMX versions
Connection box RGBW: die-cast aluminium (EN AB 47100),
painted textured silver grey
Cable glands: brass
Gasket: rubber/neoprene
Screws: stainless steel

Inground recessed boxes for recessed versions without angle adjustments
Box and aligners : galvanized stainless steel
Screws : stainless steel
Protective insert: polystyrene

Installation/Mounting

Surface standard versions
Suitable for surface and ground recessed box mounting on two fully adjustable stirrups. Fix the stirrups (delivered in a separate bag) to a surface or on a wall with the 8mm diameter surface mounting bracket.
The corresponding part of the stirrup is pre-installed on the Satin 2 body. The stirrups can slide along the body for adjustments in front of the first stirrup part. Assemble the 2 stirrups with the 2 screws. Make the angle adjustment and tighten the screws. Connect the products together with connectors.

All standard versions are pre-wired with H05RNF cable 1m long for mains. One cable gland for IN versions and two cable glands for IN/OUT versions.
The mains wires have a plastic cap to avoid injuries. This cap needs to be cut before through wiring installation.

RGBW versions have DMX512 cable 1m long in addition to main cables. Two cable glands for IN versions (one for the DMX IN and one for the mains IN) and four cable glands for IN/OUT versions. (two for the DMX IN & OUT and two for the mains IN & OUT).

Surface high ambient temperature versions
Connect the remote gear box to the Satin 2 body and make through wiring connection inside the remote gear box. Gear box with three cable glands including through wiring for monochromatic versions.
Gear box with five cable glands for RGBW DMX versions for through wiring mains and DMX.
High ambient temperature versions are pre-wired through one cable gland with cable 1m of 2x1mm² H05RNF for monochromatic versions and PROFIPLAST CSA 5x1,0mm², 1m long for RGBW versions.
Attachments to mount Satin 2 side by side (aligners) and ground recessed boxes are available.
No LED module replacement.

Ground recessed box for surface versions
IK10
Static load: 500kg
Adjustments : from 0 to 25°
Closing: anti-vandal clips

Recessed monochromatic standard versions with integral driver
Suitable only for recessed installation without light beam angle adjustment.
Install the inground recessed box in ground in line or independently.
Clip the Satin2 recessed body inside the recessed box.
All standard monochromatic recessed versions are pre-wired with H05RNF cable 1m long for mains.
One cable gland for IN versions and two cable glands for IN/OUT versions.
The mains wires have a plastic cap to avoid injuries.
This cap needs to be cut before through wiring installation.

Recessed monochromatic high ambient temperature versions
Remote gear box and cable 1m of H05RNF (2x1mm²) for mains connections

Recessed RGBW versions common to standard and high ambient temperature versions
Remote gear box and cable 1m of Profiplast CSA 5x1,0mm² for DMX versions

Inground recessed box for recessed versions
IK10
Static load: 500kg
No angle adjustments
Closing: anti-vandal clips

Specification

To specify state: compact linear floodlight range for static or dynamic illumination applications with choice of four lengths (330/350/430mm, 630/650mm, 930/950mm mm and 1230/1250mm), four light distributions (12°, 12x44°, 32° and asymmetric), six LED colours (Red, Green, Blue, 3000K, 4000K and RGBW), three installation types (surface and ground recessed box with angle adjustments and in ground recessed box without angle adjustment) and through wiring or end of line versions. 5700K, amber and dimmable white versions on request. As Thorn Satin 2.

www.thornlighting.com/SAT2

THORN

Satin 2 NEW

Standards

CE IP67 IP68

T_a -20 +25 T_a -25 +50

Lamps

Ordering Guide - Standard surface versions

Satin 2 delivered complete with stirrups and integral power supply for the static versions and with integral power supply/DMX card for the dynamic versions. Order IN/OUT versions for through wiring and 1 IN to finish the product line.
Connectors to be order separately. For a working static monochromatic Satin 2 installation, you must order one three pole connector per product (96260810). For a working dynamic RGBW Satin 2 installation, you must order one three pole connector per product (96260810) and one five pole connector per product (96272068).
Like all other DMX driven luminaires, Satin 2 can be controlled using Sensa DMX stand alone controller and software.
Once recorded, lighting scenarios can be run autonomously without the need for a laptop. With its range of splitters, accessories and cables especially designed for outdoor applications, Sensa DMX provides a complete and simple solution for the implementation of DMX networks, from small to large scale installations. The Sensa DMX products are listed below.
For more information and for planning support, please contact your local Thorn office.

Through wiring versions - Surface versions MWA

Current In/Out	Length (mm)	Light distribution	Colour	Description	Power consumption (W)	Flux (Lumens)	Wt (kg)	SAP codes
IN/OUT	332mm mono 432mm RGBW	12°	R	SATIN2 MWA L330 12L35 12° RD IO	11	487	1.4	96264833
			G	SATIN2 MWA L330 12L35 12° GN IO	17	863	1.4	96264834
			B	SATIN2 MWA L330 12L35 12° BU IO	17	282	1.4	96264835
			3000K	SATIN2 MWA L330 12L35 12° 830 IO	15	975	1.4	96264836
			4000K	SATIN2 MWA L330 12L35 12° 840 IO	15	1017	1.4	96264837
			RGBW	SATIN2 MWA L430 12L35 12° RGBW IO	17	682	2.3	96264838
		32°	R	SATIN2 MWA L330 12L35 32° RD IO	11	401	1.4	96264857
			G	SATIN2 MWA L330 12L35 32° GN IO	17	669	1.4	96264858
			B	SATIN2 MWA L330 12L35 32° BU IO	17	227	1.4	96264859
			3000K	SATIN2 MWA L330 12L35 32° 830 IO	15	856	1.4	96264860
			4000K	SATIN2 MWA L330 12L35 32° 840 IO	15	916	1.4	96264861
			RGBW	SATIN2 MWA L430 12L35 32° RGBW IO	17	571	2.3	96264862
		T:12° L:44°	R	SATIN2 MWA L330 12L35 12x44° RD IO	11	441	1.4	96264881
			G	SATIN2 MWA L330 12L35 12x44° GN IO	17	735	1.4	96264882
			B	SATIN2 MWA L330 12L35 12x44° BU IO	17	249	1.4	96264883
			3000K	SATIN2 MWA L330 12L35 12x44° 830 IO	15	941	1.4	96264884
			4000K	SATIN2 MWA L330 12L35 12x44° 840 IO	15	1006	1.4	96264885
			RGBW	SATIN2 MWA L430 12L35 12x44° RGBW IO	17	628	2.3	96264886
		Asym	R	SATIN2 MWA L330 12L35 A/S RD IO	11	392	1.4	96264905
			G	SATIN2 MWA L330 12L35 A/S GN IO	17	654	1.4	96264906
			B	SATIN2 MWA L330 12L35 A/S BU IO	17	222	1.4	96264907
			3000K	SATIN2 MWA L330 12L35 A/S 830 IO	15	838	1.4	96264908
			4000K	SATIN2 MWA L330 12L35 A/S 840 IO	15	896	1.4	96264909
			RGBW	SATIN2 MWA L430 12L35 A/S RGBW IO	17	559	2.3	96264910
	632mm	12°	R	SATIN2 MWA L630 24L35 12° RD IO	21	974	2.6	96264839
			G	SATIN2 MWA L630 24L35 12° GN IO	31	1726	2.6	96264840
			B	SATIN2 MWA L630 24L35 12° BU IO	31	565	2.6	96264841
			3000K	SATIN2 MWA L630 24L35 12° 830 IO	28	1949	2.6	96264842
			4000K	SATIN2 MWA L630 24L35 12° 840 IO	28	2034	2.6	96264843
			RGBW	SATIN2 MWA L630 24L35 12° RGBW IO	31	1364	3	96264844
		32°	R	SATIN2 MWA L630 24L35 32° RD IO	21	802	2.6	96264863
			G	SATIN2 MWA L630 24L35 32° GN IO	31	1337	2.6	96264864
			B	SATIN2 MWA L630 24L35 32° BU IO	31	454	2.6	96264865
			3000K	SATIN2 MWA L630 24L35 32° 830 IO	28	1713	2.6	96264866
			4000K	SATIN2 MWA L630 24L35 32° 840 IO	28	1832	2.6	96264867
			RGBW	SATIN2 MWA L630 24L35 32° RGBW IO	31	1143	3	96264868
		T:12° L:44°	R	SATIN2 MWA L630 24L35 12x44° RD IO	21	882	2.6	96264887
			G	SATIN2 MWA L630 24L35 12x44° GN IO	31	1469	2.6	96264888
			B	SATIN2 MWA L630 24L35 12x44° BU IO	31	499	2.6	96264889
			3000K	SATIN2 MWA L630 24L35 12x44° 830 IO	28	1882	2.6	96264890
			4000K	SATIN2 MWA L630 24L35 12x44° 840 IO	28	2013	2.6	96264891
			RGBW	SATIN2 MWA L630 24L35 12x44° RGBW IO	31	1256	3	96264892
		Asym	R	SATIN2 MWA L630 24L35 A/S RD IO	21	785	2.6	96264911
			G	SATIN2 MWA L630 24L35 A/S GN IO	31	1308	2.6	96264912
			B	SATIN2 MWA L630 24L35 A/S BU IO	31	444	2.6	96264913
			3000K	SATIN2 MWA L630 24L35 A/S 830 IO	28	1676	2.6	96264914
			4000K	SATIN2 MWA L630 24L35 A/S 840 IO	28	1792	2.6	96264915
			RGBW	SATIN2 MWA L630 24L35 A/S RGBW IO	31	1118	3	96264916

Through wiring versions - Surface versions MWA

Current In/Out	Length (mm)	Light distribution	Colour	Description	Power consumption (W)	Flux (Lumens)	Wt (kg)	SAP codes
IN/OUT	932mm	12°	R	SATIN2 MWA L930 36L35 12° RD IO	30	1461	3.9	96264845
			G	SATIN2 MWA L930 36L35 12° GN IO	44	2589	3.9	96264846
			B	SATIN2 MWA L930 36L35 12° BU IO	44	847	3.9	96264847
			3000K	SATIN2 MWA L930 36L35 12° 830 IO	40	2924	3.921	96264848
			4000K	SATIN2 MWA L930 36L35 12° 840 IO	40	3051	3.9	96264849
			RGBW	SATIN2 MWA L930 36L35 12° RGBW IO	44	2046	4.3	96264850
		32°	R	SATIN2 MWA L930 36L35 32° RD IO	30	1203	3.9	96264869
			G	SATIN2 MWA L930 36L35 32° GN IO	44	2006	3.9	96264870
			B	SATIN2 MWA L930 36L35 32° BU IO	44	681	3.9	96264871
			3000K	SATIN2 MWA L930 36L35 32° 830 IO	40	2569	3.9	96264872
			4000K	SATIN2 MWA L930 36L35 32° 840 IO	40	2747	3.9	96264873
			RGBW	SATIN2 MWA L930 36L35 32° RGBW IO	44	1714	4.3	96264874
		T:12° L:44°	R	SATIN2 MWA L930 36L35 12x44° RD IO	30	1323	3.9	96264893
			G	SATIN2 MWA L930 36L35 12x44° GN IO	44	2204	3.9	96264894
			B	SATIN2 MWA L930 36L35 12x44° BU IO	44	748	3.9	96264895
			3000K	SATIN2 MWA L930 36L35 12x44° 830 IO	40	2822	3.9	96264896
			4000K	SATIN2 MWA L930 36L35 12x44° 840 IO	40	3019	3.9	96264897
			RGBW	SATIN2 MWA L930 36L35 12x44° RGBW IO	44	1884	4.3	96264898
		Asym	R	SATIN2 MWA L930 36L35 A/S RD IO	30	1177	3.9	96264917
			G	SATIN2 MWA L930 36L35 A/S GN IO	44	1962	3.9	96264918
			B	SATIN2 MWA L930 36L35 A/S BU IO	44	666	3.9	96264919
			3000K	SATIN2 MWA L930 36L35 A/S 830 IO	40	2514	3.9	96264920
			4000K	SATIN2 MWA L930 36L35 A/S 840 IO	40	2688	3.9	96264921
			RGBW	SATIN2 MWA L930 36L35 A/S RGBW IO	44	1677	3.9	96264922
	1232mm	12°	R	SATIN2 MWA L1230 48L35 12° RD IO	39	1948	4.9	96264851
			G	SATIN2 MWA L1230 48L35 12° GN IO	57	3452	4.9	96264852
			B	SATIN2 MWA L1230 48L35 12° BU IO	57	1130	4.9	96264853
			3000K	SATIN2 MWA L1230 48L35 12° 830 IO	52	3898	4.9	96264854
			4000K	SATIN2 MWA L1230 48L35 12° 840 IO	52	4068	4.9	96264855
			RGBW	SATIN2 MWA L1230 48L35 12° RGBW IO	57	2728	5.6	96264856
		32°	R	SATIN2 MWA L1230 48L35 32° RD IO	39	1604	4.9	96264875
			G	SATIN2 MWA L1230 48L35 32° GN IO	57	2674	4.9	96264876
			B	SATIN2 MWA L1230 48L35 32° BU IO	57	908	4.9	96264877
			3000K	SATIN2 MWA L1230 48L35 32° 830 IO	52	3425	4.9	96264878
			4000K	SATIN2 MWA L1230 48L35 32° 840 IO	52	3663	4.9	96264879
			RGBW	SATIN2 MWA L1230 48L35 32° RGBW IO	57	2286	5.6	96264880
		T:12° L:44°	R	SATIN2 MWA L1230 48L35 12x44° RD IO	39	1763	4.9	96264899
			G	SATIN2 MWA L1230 48L35 12x44° GN IO	57	2938	4.9	96264900
			B	SATIN2 MWA L1230 48L35 12x44° BU IO	57	998	4.9	96264901
			3000K	SATIN2 MWA L1230 48L35 12x44° 830 IO	52	3763	4.9	96264902
			4000K	SATIN2 MWA L1230 48L35 12x44° 840 IO	52	4026	4.9	96264903
			RGBW	SATIN2 MWA L1230 48L35 12x44° RGBW IO	57	2512	5.6	96264904
		Asym	R	SATIN2 MWA L1230 48L35 A/S RD IO	39	1570	4.9	96264923
			G	SATIN2 MWA L1230 48L35 A/S GN IO	57	2616	4.9	96264924
			B	SATIN2 MWA L1230 48L35 A/S BU IO	57	888	4.9	96264925
			3000K	SATIN2 MWA L1230 48L35 A/S 830 IO	52	3351	4.9	96264926
			4000K	SATIN2 MWA L1230 48L35 A/S 840 IO	52	3584	4.9	96264927
			RGBW	SATIN2 MWA L1230 48L35 A/S RGBW IO	57	2728	5.6	96264928

www.thornlighting.com/SAT2

THORN LIGHTING PEOPLE

THORN

Satin 2 NEW

Standards

CE IP67 IP68

T_a -20 +25 T_a -25 +50

Lamps

End of line versions - Surface versions MWA

Current In/Out	Length (mm)	Light distribution	Colour	Description	Power consumption (W)	Flux (Lumens)	Wt (kg)	SAP codes
IN	332mm mono 432mm RGBW	12°	R	SATIN2 MWA L330 12L35 12° RD IN	11	487	1.3	96264929
			G	SATIN2 MWA L330 12L35 12° GN IN	17	863	1.3	96264930
			B	SATIN2 MWA L330 12L35 12° BU IN	17	282	1.3	96264931
			3000K	SATIN2 MWA L330 12L35 12° 830 IN	15	975	1.3	96264932
			4000K	SATIN2 MWA L330 12L35 12° 840 IN	15	1017	1.3	96264933
			RGBW	SATIN2 MWA L430 12L35 12° RGBW IN	17	682	2.2	96264934
		32°	R	SATIN2 MWA L330 12L35 32° RD IN	11	401	1.3	96264953
			G	SATIN2 MWA L330 12L35 32° GN IN	17	669	1.3	96264954
			B	SATIN2 MWA L330 12L35 32° BU IN	17	227	1.3	96264955
			3000K	SATIN2 MWA L330 12L35 32° 830 IN	15	856	1.3	96264956
			4000K	SATIN2 MWA L330 12L35 32° 840 IN	15	916	1.3	96264957
			RGBW	SATIN2 MWA L430 12L35 32° RGBW IN	17	571	2.2	96264958
		T:12° L:44°	R	SATIN2 MWA L330 12L35 12x44° RD IN	11	441	1.3	96264977
			G	SATIN2 MWA L330 12L35 12x44° GN IN	17	735	1.3	96264978
			B	SATIN2 MWA L330 12L35 12x44° BU IN	17	249	1.3	96264979
			3000K	SATIN2 MWA L330 12L35 12x44° 830 IN	15	941	1.3	96264980
			4000K	SATIN2 MWA L330 12L35 12x44° 840 IN	15	1006	1.3	96264981
			RGBW	SATIN2 MWA L430 12L35 12x44° RGBW IN	17	628	2.2	96264982
		Asym	R	SATIN2 MWA L330 12L35 A/S RD IN	11	392	1.3	96265001
			G	SATIN2 MWA L330 12L35 A/S GN IN	17	654	1.3	96265002
			B	SATIN2 MWA L330 12L35 A/S BU IN	17	222	1.3	96265003
			3000K	SATIN2 MWA L330 12L35 A/S 830 IN	15	838	1.3	96265004
			4000K	SATIN2 MWA L330 12L35 A/S 840 IN	15	896	1.3	96265005
			RGBW	SATIN2 MWA L430 12L35 A/S RGBW IN	17	559	2.2	96265006
	632mm	12°	R	SATIN2 MWA L630 24L35 12° RD IN	21	974	2.5	96264935
			G	SATIN2 MWA L630 24L35 12° GN IN	31	1726	2.5	96264936
			B	SATIN2 MWA L630 24L35 12° BU IN	31	565	2.5	96264937
			3000K	SATIN2 MWA L630 24L35 12° 830 IN	28	1949	2.5	96264938
			4000K	SATIN2 MWA L630 24L35 12° 840 IN	28	2034	2.5	96264939
			RGBW	SATIN2 MWA L630 24L35 12° RGBW IN	31	1364	2.8	96264940
		32°	R	SATIN2 MWA L630 24L35 32° RD IN	21	802	2.5	96264959
			G	SATIN2 MWA L630 24L35 32° GN IN	31	1337	2.5	96264960
			B	SATIN2 MWA L630 24L35 32° BU IN	31	454	2.5	96264961
			3000K	SATIN2 MWA L630 24L35 32° 830 IN	28	1713	2.5	96264962
			4000K	SATIN2 MWA L630 24L35 32° 840 IN	28	1832	2.5	96264963
			RGBW	SATIN2 MWA L630 24L35 32° RGBW IN	31	1143	2.8	96264964
		T:12° L:44°	R	SATIN2 MWA L630 24L35 12x44° RD IN	21	882	2.5	96264983
			G	SATIN2 MWA L630 24L35 12x44° GN IN	31	1469	2.5	96264984
			B	SATIN2 MWA L630 24L35 12x44° BU IN	31	499	2.5	96264985
			3000K	SATIN2 MWA L630 24L35 12x44° 830 IN	28	1882	2.5	96264986
			4000K	SATIN2 MWA L630 24L35 12x44° 840 IN	28	2013	2.5	96264987
			RGBW	SATIN2 MWA L630 24L35 12x44° RGBW IN	31	1256	2.8	96264988
		Asym	R	SATIN2 MWA L630 24L35 A/S RD IN	21	785	2.5	96265007
			G	SATIN2 MWA L630 24L35 A/S GN IN	31	1308	2.5	96265008
			B	SATIN2 MWA L630 24L35 A/S BU IN	31	444	2.5	96265009
			3000K	SATIN2 MWA L630 24L35 A/S 830 IN	28	1676	2.5	96265010
			4000K	SATIN2 MWA L630 24L35 A/S 840 IN	28	1792	2.5	96265011
			RGBW	SATIN2 MWA L630 24L35 A/S RGBW IN	31	1118	2.8	96265012

End of line versions - Surface versions MWA

Current In/Out	Length (mm)	Light distribution	Colour	Description	Power consumption (W)	Flux (Lumens)	Wt (kg)	SAP codes
IN	932mm	12°	R	SATIN2 MWA L930 36L35 12° RD IN	30	1461	3.8	96264941
			G	SATIN2 MWA L930 36L35 12° GN IN	44	2589	3.8	96264942
			B	SATIN2 MWA L930 36L35 12° BU IN	44	847	3.8	96264943
			3000K	SATIN2 MWA L930 36L35 12° 830 IN	40	2924	3.8	96264944
			4000K	SATIN2 MWA L930 36L35 12° 840 IN	40	3051	3.8	96264945
			RGBW	SATIN2 MWA L930 36L35 12° RGBW IN	44	2046	4.1	96264946
		32°	R	SATIN2 MWA L930 36L35 32° RD IN	30	1203	3.8	96264965
			G	SATIN2 MWA L930 36L35 32° GN IN	44	2006	3.8	96264966
			B	SATIN2 MWA L930 36L35 32° BU IN	44	681	3.8	96264967
			3000K	SATIN2 MWA L930 36L35 32° 830 IN	40	2569	3.8	96264968
			4000K	SATIN2 MWA L930 36L35 32° 840 IN	40	2747	3.8	96264969
			RGBW	SATIN2 MWA L930 36L35 32° RGBW IN	44	1714	4.1	96264970
		T:12° L:44°	R	SATIN2 MWA L930 36L35 12x44° RD IN	30	1323	3.8	96264989
			G	SATIN2 MWA L930 36L35 12x44° GN IN	44	2204	3.8	96264990
			B	SATIN2 MWA L930 36L35 12x44° BU IN	44	748	3.8	96264991
			3000K	SATIN2 MWA L930 36L35 12x44° 830 IN	40	2822	3.8	96264992
			4000K	SATIN2 MWA L930 36L35 12x44° 840 IN	40	3019	3.8	96264993
			RGBW	SATIN2 MWA L930 36L35 12x44° RGBW IN	44	1884	4.1	96264994
		Asym	R	SATIN2 MWA L930 36L35 A/S RD IN	30	1177	3.8	96265013
			G	SATIN2 MWA L930 36L35 A/S GN IN	44	1962	3.8	96265014
			B	SATIN2 MWA L930 36L35 A/S BU IN	44	666	3.8	96265015
			3000K	SATIN2 MWA L930 36L35 A/S 830 IN	40	2514	3.8	96265016
			4000K	SATIN2 MWA L930 36L35 A/S 840 IN	40	2688	3.8	96265017
			RGBW	SATIN2 MWA L930 36L35 A/S RGBW IN	44	1677	3.8	96265018
	1232mm	12°	R	SATIN2 MWA L1230 48L35 12° RD IN	39	1948	4.8	96264947
			G	SATIN2 MWA L1230 48L35 12° GN IN	57	3452	4.8	96264948
			B	SATIN2 MWA L1230 48L35 12° BU IN	57	1130	4.8	96264949
			3000K	SATIN2 MWA L1230 48L35 12° 830 IN	52	3898	4.8	96264950
			4000K	SATIN2 MWA L1230 48L35 12° 840 IN	52	4068	4.8	96264951
			RGBW	SATIN2 MWA L1230 48L35 12° RGBW IN	57	2728	5.2	96264952
		32°	R	SATIN2 MWA L1230 48L35 32° RD IN	39	1604	4.8	96264971
			G	SATIN2 MWA L1230 48L35 32° GN IN	57	2674	4.8	96264972
			B	SATIN2 MWA L1230 48L35 32° BU IN	57	908	4.8	96264973
			3000K	SATIN2 MWA L1230 48L35 32° 830 IN	52	3425	4.8	96264974
			4000K	SATIN2 MWA L1230 48L35 32° 840 IN	52	3663	4.8	96264975
			RGBW	SATIN2 MWA L1230 48L35 32° RGBW IN	57	2286	5.2	96264976
		T:12° L:44°	R	SATIN2 MWA L1230 48L35 12x44° RD IN	39	1763	4.8	96264995
			G	SATIN2 MWA L1230 48L35 12x44° GN IN	57	2938	4.8	96264996
			B	SATIN2 MWA L1230 48L35 12x44° BU IN	57	998	4.8	96264997
			3000K	SATIN2 MWA L1230 48L35 12x44° 830 IN	52	3763	4.8	96264998
			4000K	SATIN2 MWA L1230 48L35 12x44° 840 IN	52	4026	4.8	96264999
			RGBW	SATIN2 MWA L1230 48L35 12x44° RGBW IN	57	2512	5.2	96265000
		Asym	R	SATIN2 MWA L1230 48L35 A/S RD IN	39	1570	4.8	96265019
			G	SATIN2 MWA L1230 48L35 A/S GN IN	57	2616	4.8	96265020
			B	SATIN2 MWA L1230 48L35 A/S BU IN	57	888	4.8	96265021
			3000K	SATIN2 MWA L1230 48L35 A/S 830 IN	52	3351	4.8	96265022
			4000K	SATIN2 MWA L1230 48L35 A/S 840 IN	52	3584	4.8	96265023
			RGBW	SATIN2 MWA L1230 48L35 A/S RGBW IN	57	2728	5.2	96265024

Ordering Guide - Accessories for surface versions MWA

Description	Wt (kg)	SAP Code
Connections		
CON CABLE GEL 3/3x2,5² 5650/3 IP68	0.01	96272068
CONNECT CABLE 2/4 x 1.5-4² TH391 IP68	0.05	96260810
Installation		
SATIN2 MWA ALIGNER X2	0.1	96270086
Ground recessed boxes for surface versions MWA		
SATIN2 330MM FB GL 420x170x250	9	96267390
SATIN2 430MM FB GL 500x170x250	10	96268947
SATIN2 630MM FB GL 700x170x250	14	96267391
SATIN2 930MM FB GL 1000x170x250	19	96267392
SATIN2 1230MM FB GL 1300x170x250	24	96267393

SAP Description	Description	SAP Code
DMX Controllers		
Sensa DMX Controller Box IP65	Stand alone DMX controller kit in IP65 box	96261598
Sensa DMX Controller Kit	Stand alone DMX controller kit for DIN rail	96261600
Sensa DMX TS Controller Black	Black wall mounted touch screen DMX controller	96261606
Sensa DMX TS Controller White	White wall mounted touch screen DMX controller	96261599
DMX Splitters		
Sensa DMX Splitter X4	4 Output DMX Splitter for DIN rail	96261602
Sensa DMX Splitter X4 IP65	4 Output DMX Splitter in IP65 box	96261605
Accessories		
Sensa DMX Power Supply	5V Power supply for DIN rail	96261603
Sensa DMX Cable DMX512	DMX 512 cable	96261601
Sensa DMX Adaptor Port X8	8 Port trigger adaptor for DIN rail	96261604
Sensa DMX Switch 8 Pos Prewired 3M	8 Position pre-wired switch	96264082

End of line terminations (120 Ohm resistance at the end of each DMX line) are not included in the Sensa DMX Range.

For more details about Sensa DMX, please go to: **www.thornlighting.com/SEND**

MWA	Surface versions
IO	IN/OUT DMX & main current connections
IN	IN DMX & main current connections
T	Transversal
L	Longitudinal
Asym	Asymmetrical light distribution
830	CRI 80 + 3000K
840	CRI 80 + 4000K
RGBW	Dynamic Red/Green/Blue/White version
RD	Red
GN	Green
BU	Blue
L1230	Length of 1230mm
12L35	12 LED driven at 350mA
FB	Ground recessed box
GL	Glass enclosure
CONNECT	Connector

www.thornlighting.com/SAT2

THORN LIGHTING PEOPLE

THORN

Satin 2 NEW

Standards

CE IP67 IP68

T_a -20 +25 T_a -25 +50

Lamps

Ordering Guide - Surface high ambient temperature versions

Satin 2 delivered complete with stirrups and remote gear box including power supply for the static versions and power supply/DMX card for the dynamic versions.
Through wiring in the remote gear box.
Like all other DMX driven luminaires, Satin 2 can be controlled using Sensa DMX stand alone controller and software.
Once recorded, lighting scenarios can be run autonomously without the need for a laptop. With its range of splitters, accessories and cable especially designed for outdoor applications, Sensa DMX provides a complete and simple solution for the implementation of DMX networks, from small to large scale installations. The Sensa DMX products are listed below.
For more information and for planning support, please contact your local Thorn office.

High ambient temperature versions - Surface versions MWA

Current In/Out	Length (mm)	Light distribution	Colour	Description	Power consumption (W)	Flux (Lumens)	Wt (kg)	SAP Code
IN/OUT	332mm	12°	3000K	SATIN2 MWA L330 12L35 12° 830 KIT	15	975	1.3	96268054
			4000K	SATIN2 MWA L330 12L35 12° 840 KIT	15	1017	1.3	96268055
			RGBW	SATIN2 MWA L330 12L35 12° RGBW KIT	17	682	2.2	96268056
		32°	3000K	SATIN2 MWA L330 12L35 32° 830 KIT	15	856	1.3	96268066
			4000K	SATIN2 MWA L330 12L35 32° 840 KIT	15	916	1.3	96268067
			RGBW	SATIN2 MWA L330 12L35 32° RGBW KIT	17	571	2.2	96268068
		T:12° L:44°	3000K	SATIN2 MWA L330 12L35 12x44° 830 KIT	15	941	1.3	96268078
			4000K	SATIN2 MWA L330 12L35 12x44° 840 KIT	15	1006	1.3	96268079
			RGBW	SATIN2 MWA L330 12L35 12x44° RGBW KIT	17	628	2.2	96268080
		Asym	3000K	SATIN2 MWA L330 12L35 A/S 830 KIT	15	838	1.3	96268090
			4000K	SATIN2 MWA L330 12L35 A/S 840 KIT	15	896	1.3	96268091
			RGBW	SATIN2 MWA L330 12L35 A/S RGBW KIT	17	559	2.2	96268092
	632mm	12°	3000K	SATIN2 MWA L630 24L35 12° 830 KIT	29	1949	2.5	96268057
			4000K	SATIN2 MWA L630 24L35 12° 840 KIT	29	2034	2.5	96268058
			RGBW	SATIN2 MWA L630 24L35 12° RGBW KIT	31	1364	2.8	96268059
		32°	3000K	SATIN2 MWA L630 24L35 32° 830 KIT	29	1713	2.5	96268069
			4000K	SATIN2 MWA L630 24L35 32° 840 KIT	29	1832	2.5	96268070
			RGBW	SATIN2 MWA L630 24L35 32° RGBW KIT	31	1143	2.8	96268071
		T:12° L:44°	3000K	SATIN2 MWA L630 24L35 12x44° 830 KIT	29	1882	2.5	96268081
			4000K	SATIN2 MWA L630 24L35 12x44° 840 KIT	29	2013	2.5	96268082
			RGBW	SATIN2 MWA L630 24L35 12x44° RGBW KIT	31	1256	2.8	96268083
		Asym	3000K	SATIN2 MWA L630 24L35 A/S 830 KIT	29	1676	2.5	96268093
			4000K	SATIN2 MWA L630 24L35 A/S 840 KIT	29	1792	2.5	96268094
			RGBW	SATIN2 MWA L630 24L35 A/S RGBW KIT	31	1118	2.8	96268095
	932mm	12°	3000K	SATIN2 MWA L930 36L35 12° 830 KIT	40	2924	3.8	96268060
			4000K	SATIN2 MWA L930 36L35 12° 840 KIT	40	3051	3.8	96268061
			RGBW	SATIN2 MWA L930 36L35 12° RGBW KIT	44	2046	4.1	96268062
		32°	3000K	SATIN2 MWA L930 36L35 32° 830 KIT	40	2569	3.8	96268072
			4000K	SATIN2 MWA L930 36L35 32° 840 KIT	40	2747	3.8	96268073
			RGBW	SATIN2 MWA L930 36L35 32° RGBW KIT	44	1714	4.1	96268074
		T:12° L:44°	3000K	SATIN2 MWA L930 36L35 12x44° 830 KIT	40	2822	3.8	96268084
			4000K	SATIN2 MWA L930 36L35 12x44° 840 KIT	40	3019	3.8	96268085
			RGBW	SATIN2 MWA L930 36L35 12x44° RGBW KIT	44	1884	4.1	96268086
		Asym	3000K	SATIN2 MWA L930 36L35 A/S 830 KIT	40	2514	3.8	96268096
			4000K	SATIN2 MWA L930 36L35 A/S 840 KIT	40	2688	3.8	96268097
			RGBW	SATIN2 MWA L930 36L35 A/S RGBW KIT	44	1677	3.8	96268098
	1232mm	12°	3000K	SATIN2 MWA L1230 48L35 12° 830 KIT	53	3898	4.8	96268063
			4000K	SATIN2 MWA L1230 48L35 12° 840 KIT	53	4068	4.8	96268064
			RGBW	SATIN2 MWA L1230 48L35 12° RGBW KIT	57	2728	5.2	96268065
		32°	3000K	SATIN2 MWA L1230 48L35 32° 830 KIT	53	3425	4.8	96268075
			4000K	SATIN2 MWA L1230 48L35 32° 840 KIT	53	3663	4.8	96268076
			RGBW	SATIN2 MWA L1230 48L35 32° RGBW KIT	57	2286	5.2	96268077
		T:12° L:44°	3000K	SATIN2 MWA L1230 48L35 12x44° 830 KIT	53	3763	4.8	96268087
			4000K	SATIN2 MWA L1230 48L35 12x44° 840 KIT	53	4026	4.8	96268088
			RGBW	SATIN2 MWA L1230 48L35 12x44°RGBW KIT	57	2512	5.2	96268089
		Asym	3000K	SATIN2 MWA L1230 48L35 A/S 830 KIT	53	3351	4.8	96268099
			4000K	SATIN2 MWA L1230 48L35 A/S 840 KIT	53	3584	4.8	96268100
			RGBW	SATIN2 MWA L1230 48L35 A/S RGBW KIT	57	2728	5.2	96268101

Ordering Guide - Accessories for surface versions MWA

Description	Wt (kg)	SAP Code
Installation		
SATIN2 MWA ALIGNER X2	0.1	96270086
Ground recessed boxes for surface versions MWA		
SATIN2 330MM FB GL 420x170x250	9	96267390
SATIN2 430MM FB GL 500x170x250	10	96268947
SATIN2 630MM FB GL 700x170x250	14	96267391
SATIN2 930MM FB GL 1000x170x250	19	96267392
SATIN2 1230MM FB GL 1300x170x250	24	96267393

	SAP Description	Description	SAP Code
DMX Controllers			
	Sensa DMX Controller Box IP65	Stand alone DMX controller kit in IP65 box	96261598
	Sensa DMX Controller Kit	Stand alone DMX controller kit for DIN rail	96261600
	Sensa DMX TS Controller Black	Black wall mounted touch screen DMX controller	96261606
	Sensa DMX TS Controller White	White wall mounted touch screen DMX controller	96261599
DMX Splitters			
	Sensa DMX Splitter X4	4 Output DMX Splitter for DIN rail	96261602
	Sensa DMX Splitter X4 IP65	4 Output DMX Splitter in IP65 box	96261605
Accessories			
	Sensa DMX Power Supply	5V Power supply for DIN rail	96261603
	Sensa DMX Cable DMX512	DMX 512 cable	96261601
	Sensa DMX Adaptor Port X8	8 Port trigger adaptor for DIN rail	96261604
	Sensa DMX Switch 8 Pos Prewired 3M	8 Position pre-wired switch	96264082

End of line terminations (120 Ohm resistance at the end of each DMX line) are not included in the Sensa DMX Range.

For more details about Sensa DMX, please go to:
www.thornlighting.com/SEND

KIT	Remote gear box
MWA	Surface versions
T	Transversal
L	Longitudinal
Asym	Asymmetrical light distribution
830	CRI 80 + 3000K
840	CRI 80 + 4000K
RGBW	Dynamic Red/Green/Blue/White version
RD	Red
GN	Green
BU	Blue
L1230	Length of 1230mm
12L35	12 LED driven at 350mA
FB	Ground recessed box
GL	Glass enclosure
CONNECT	Connector

Ordering Guide - Standard recessed versions

Satin2 delivered complete with integral power supply for the static monochromatic versions and with remote power supply/DMX card for the dynamic RGBW versions.
The customer needs to order IN/OUT versions for through wiring and 1 IN to finish the product line for the monochromatic versions.
Recessed box to be ordered separately. Connectors to be order separately.
For a working monochromatic Satin2 installation, you must order 1 x IP68 connectors per product (96272068 or 96260810). For the RGBW versions, the connections are done inside the remote gear box.

Like all other DMX driven luminaires, Satin2 can be controlled using Sensa DMX stand alone controller and software.
Once recorded, lighting scenarios can be run autonomously without the need for a laptop. With its range of splitters, accessories and cable especially designed for outdoor applications, Sensa DMX provides a complete and simple solution for the implementation of DMX networks, from small to large scale installations. The Sensa DMX products are listed below.
For more information and for planning support, please contact your local Thorn office.

Through wiring versions - Recessed versions MRE

Current IN/OUT	Length (mm)	Light distribution	Colour	Description	Wt (kg)	SAP Code
IN/OUT	350mm	12°	R	SATIN2 MRE L350 12L35 12° RD IO	2.2	96267186
			G	SATIN2 MRE L350 12L35 12° GN IO	2.2	96267187
			B	SATIN2 MRE L350 12L35 12° BU IO	2.2	96267188
			3000K	SATIN2 MRE L350 12L35 12° 830 IO	2.2	96267189
			4000K	SATIN2 MRE L350 12L35 12° 840 IO	2.2	96267190
			RGBW	SATIN2 MRE L350 12L35 12° RGBW KIT	3.3	96267287
		32°	R	SATIN2 MRE L350 12L35 32° RD IO	2.2	96267210
			G	SATIN2 MRE L350 12L35 32° GN IO	2.2	96267211
			B	SATIN2 MRE L350 12L35 32° BU IO	2.2	96267212
			3000K	SATIN2 MRE L350 12L35 32° 830 IO	2.2	96267213
			4000K	SATIN2 MRE L350 12L35 32° 840 IO	2.2	96267214
			RGBW	SATIN2 MRE L350 12L35 32° RGBW KIT	3.3	96267311
		T:12° L:44°	R	SATIN2 MRE L350 12L35 12x44° RD IO	2.2	96267234
			G	SATIN2 MRE L350 12L35 12x44° GN IO	2.2	96267235
			B	SATIN2 MRE L350 12L35 12x44° BU IO	2.2	96267236
			3000K	SATIN2 MRE L350 12L35 12x44° 830 IO	2.2	96267237
			4000K	SATIN2 MRE L350 12L35 12x44° 840 IO	2.2	96267238
			RGBW	SATIN2 MRE L350 12L35 12x44° RGBW KIT	3.3	96267335
		Asym	R	SATIN2 MRE L350 12L35 A/S RD IO	2.2	96267258
			G	SATIN2 MRE L350 12L35 A/S GN IO	2.2	96267259
			B	SATIN2 MRE L350 12L35 A/S BU IO	2.2	96267260
			3000K	SATIN2 MRE L350 12L35 A/S 830 IO	2.2	96267261
			4000K	SATIN2 MRE L350 12L35 A/S 840 IO	2.2	96267262
			RGBW	SATIN2 MRE L350 12L35 A/S RGBW KIT	3.3	96267359
	650mm	12°	R	SATIN2 MRE L650 24L33 12° RD IO	3.5	96267192
			G	SATIN2 MRE L650 24L33 12° GN IO	3.5	96267193
			B	SATIN2 MRE L650 24L33 12° BU IO	3.5	96267194
			3000K	SATIN2 MRE L650 24L33 12° 830 IO	3.5	96267195
			4000K	SATIN2 MRE L650 24L33 12° 840 IO	3.5	96267196
			RGBW	SATIN2 MRE L650 24L35 12° RGBW KIT	5	96267293
		32°	R	SATIN2 MRE L650 24L33 32° RD IO	3.5	96267216
			G	SATIN2 MRE L650 24L33 32° GN IO	3.5	96267217
			B	SATIN2 MRE L650 24L33 32° BU IO	3.5	96267218
			3000K	SATIN2 MRE L650 24L33 32° 830 IO	3.5	96267219
			4000K	SATIN2 MRE L650 24L33 32° 840 IO	3.5	96267220
			RGBW	SATIN2 MRE L650 24L35 32° RGBW KIT	5	96267317
		T:12° L:44°	R	SATIN2 MRE L650 24L33 12x44° RD IO	3.5	96267240
			G	SATIN2 MRE L650 24L33 12x44° GN IO	3.5	96267241
			B	SATIN2 MRE L650 24L33 12x44° BU IO	3.5	96267242
			3000K	SATIN2 MRE L650 24L33 12x44° 830 IO	3.5	96267243
			4000K	SATIN2 MRE L650 24L33 12x44° 840 IO	3.5	96267244
			RGBW	SATIN2 MRE L650 24L35 12x44° RGBW KIT	5	96267341
		Asym	R	SATIN2 MRE L650 24L33 A/S RD IO	3.5	96267264
			G	SATIN2 MRE L650 24L33 A/S GN IO	3.5	96267265
			B	SATIN2 MRE L650 24L33 A/S BU IO	3.5	96267266
			3000K	SATIN2 MRE L650 24L33 A/S 830 IO	3.5	96267267
			4000K	SATIN2 MRE L650 24L33 A/S 840 IO	3.5	96267268
			RGBW	SATIN2 MRE L650 24L35 A/S RGBW KIT	5	96267365

MRE	Recessed versions
IO	Through wiring IN/OUT
IN	End of line
T	Transversal
L	Longitudinal
Asym	Asymmetrical
830	CRI 80 + 3000K
840	CRI 80 + 4000K
L1250	Length of 1250mm
RGBW	Dynamic Red/Green/Blue/White versions
RD	Red
GN	Green
BU	Blue
12L33	12 LEDs driven at 330mA
CONNECT	Connector
RBOX	Recessed box
KIT	Remote gear box

www.thornlighting.com/SAT2

THORN LIGHTING PEOPLE

THORN

Standards

CE IP67 IP68

T_a -20 +25 T_a -25 +50

Lamps

Through wiring versions - Recessed versions MRE

Current IN/OUT	Length (mm)	Light distribution	Colour	Description	Wt (kg)	SAP Code
IN/OUT	950mm	12°	R	SATIN2 MRE L950 36L33 12° RD IO	5.2	96267198
			G	SATIN2 MRE L950 36L33 12° GN IO	5.2	96267199
			B	SATIN2 MRE L950 36L33 12° BU IO	5.2	96267200
			3000K	SATIN2 MRE L950 36L33 12° 830 IO	5.2	96267201
			4000K	SATIN2 MRE L950 36L33 12° 840 IO	5.2	96267202
			RGBW	SATIN2 MRE L950 36L35 12° RGBW KIT	6.4	96267299
		32°	R	SATIN2 MRE L950 36L33 32° RD IO	5.2	96267222
			G	SATIN2 MRE L950 36L33 32° GN IO	5.2	96267223
			B	SATIN2 MRE L950 36L33 32° BU IO	5.2	96267224
			3000K	SATIN2 MRE L950 36L33 32° 830 IO	5.2	96267225
			4000K	SATIN2 MRE L950 36L33 32° 840 IO	5.2	96267226
			RGBW	SATIN2 MRE L950 36L35 32° RGBW KIT	6.4	96267323
		T:12° L:44°	R	SATIN2 MRE L950 36L33 12x44° RD IO	5.2	96267246
			G	SATIN2 MRE L950 36L33 12x44° GN IO	5.2	96267247
			B	SATIN2 MRE L950 36L33 12x44° BU IO	5.2	96267248
			3000K	SATIN2 MRE L950 36L33 12x44° 830 IO	5.2	96267249
			4000K	SATIN2 MRE L950 36L33 12x44° 840 IO	5.2	96267250
			RGBW	SATIN2 MRE L950 36L35 12x44° RGBW KIT	6.4	96267347
		Asym	R	SATIN2 MRE L950 36L33 A/S RD IO	5.2	96267270
			G	SATIN2 MRE L950 36L33 A/S GN IO	5.2	96267271
			B	SATIN2 MRE L950 36L33 A/S BU IO	5.2	96267272
			3000K	SATIN2 MRE L950 36L33 A/S 830 IO	5.2	96267273
			4000K	SATIN2 MRE L950 36L33 A/S 840 IO	5.2	96267274
			RGBW	SATIN2 MRE L950 36L35 A/S RGBW KIT	6.4	96267371
	1250mm	12°	R	SATIN2 MRE L1250 48L33 12° RD IO	6.6	96267204
			G	SATIN2 MRE L1250 48L33 12° GN IO	6.6	96267205
			B	SATIN2 MRE L1250 48L33 12° BU IO	6.6	96267206
			3000K	SATIN2 MRE L1250 48L33 12° 830 IO	6.6	96267207
			4000K	SATIN2 MRE L1250 48L33 12° 840 IO	6.6	96267208
			RGBW	SATIN2 MRE L1250 48L35 12° RGBW KIT	7.8	96267305
		32°	R	SATIN2 MRE L1250 48L33 32° RD IO	6.6	96267228
			G	SATIN2 MRE L1250 48L33 32° GN IO	6.6	96267229
			B	SATIN2 MRE L1250 48L33 32° BU IO	6.6	96267230
			3000K	SATIN2 MRE L1250 48L33 32° 830 IO	6.6	96267231
			4000K	SATIN2 MRE L1250 48L33 32° 840 IO	6.6	96267232
			RGBW	SATIN2 MRE L1250 48L35 32° RGBW KIT	7.8	96267329
		T:12° L:44°	R	SATIN2 MRE L1250 48L33 12x44° RD IO	6.6	96267252
			G	SATIN2 MRE L1250 48L33 12x44° GN IO	6.6	96267253
			B	SATIN2 MRE L1250 48L33 12x44° BU IO	6.6	96267254
			3000K	SATIN2 MRE L1250 48L33 12x44° 830 IO	6.6	96267255
			4000K	SATIN2 MRE L1250 48L33 12x44° 840 IO	6.6	96267256
			RGBW	SATIN2 MRE L1250 48L35 12x44° RGBW KIT	7.8	96267353
		Asym	R	SATIN2 MRE L1250 48L33 A/S RD IO	6.6	96267276
			G	SATIN2 MRE L1250 48L33 A/S GN IO	6.6	96267277
			B	SATIN2 MRE L1250 48L33 A/S BU IO	6.6	96267278
			3000K	SATIN2 MRE L1250 48L33 A/S 830 IO	6.6	96267279
			4000K	SATIN2 MRE L1250 48L33 A/S 840 IO	6.6	96267280
			RGBW	SATIN2 MRE L1250 48L35 A/S RGBW KIT	7.8	96267377

MRE	Recessed versions
IO	Through wiring IN/OUT
IN	End of line
T	Transversal
L	Longitudinal
Asym	Asymmetrical
830	CRI 80 + 3000K
840	CRI 80 + 4000K
L1250	Length of 1250mm
RGBW	Dynamic Red/Green/Blue/White versions
RD	Red
GN	Green
BU	Blue
12L33	12 LEDs driven at 330mA
CONNECT	Connector
RBOX	Recessed box
KIT	Remote gear box

End of line versions - Recessed versions MRE

Current IN/OUT	Length (mm)	Light distribution	Colour	Description	Wt (kg)	SAP Code
IN	350mm	12°	R	SATIN2 MRE L350 12L35 12° RD IN	2.2	96267282
			G	SATIN2 MRE L350 12L35 12° GN IN	2.2	96267283
			B	SATIN2 MRE L350 12L35 12° BU IN	2.2	96267284
			3000K	SATIN2 MRE L350 12L35 12° 830 IN	2.2	96267285
			4000K	SATIN2 MRE L350 12L35 12° 840 IN	2.2	96267286
		32°	R	SATIN2 MRE L350 12L35 32° RD IN	2.2	96267306
			G	SATIN2 MRE L350 12L35 32° GN IN	2.2	96267307
			B	SATIN2 MRE L350 12L35 32° BU IN	2.2	96267308
			3000K	SATIN2 MRE L350 12L35 32° 830 IN	2.2	96267309
			4000K	SATIN2 MRE L350 12L35 32° 840 IN	2.2	96267310
		T:12° L:44°	R	SATIN2 MRE L350 12L35 12x44° RD IN	2.2	96267330
			G	SATIN2 MRE L350 12L35 12x44° GN IN	2.2	96267331
			B	SATIN2 MRE L350 12L35 12x44° BU IN	2.2	96267332
			3000K	SATIN2 MRE L350 12L35 12x44° 830 IN	2.2	96267333
			4000K	SATIN2 MRE L350 12L35 12x44° 840 IN	2.2	96267334
		Asym	R	SATIN2 MRE L350 12L35 A/S RD IN	2.2	96267354
			G	SATIN2 MRE L350 12L35 A/S GN IN	2.2	96267355
			B	SATIN2 MRE L350 12L35 A/S BU IN	2.2	96267356
			3000K	SATIN2 MRE L350 12L35 A/S 830 IN	2.2	96267357
			4000K	SATIN2 MRE L350 12L35 A/S 840 IN	2.2	96267358
	650mm	12°	R	SATIN2 MRE L650 24L33 12° RD IN	3.5	96267288
			G	SATIN2 MRE L650 24L33 12° GN IN	3.5	96267289
			B	SATIN2 MRE L650 24L33 12° BU IN	3.5	96267290
			3000K	SATIN2 MRE L650 24L33 12° 830 IN	3.5	96267291
			4000K	SATIN2 MRE L650 24L33 12° 840 IN	3.5	96267292
		32°	R	SATIN2 MRE L650 24L33 32° RD IN	3.5	96267312
			G	SATIN2 MRE L650 24L33 32° GN IN	3.5	96267313
			B	SATIN2 MRE L650 24L33 32° BU IN	3.5	96267314
			3000K	SATIN2 MRE L650 24L33 32° 830 IN	3.5	96267315
			4000K	SATIN2 MRE L650 24L33 32° 840 IN	3.5	96267316
		T:12° L:44°	R	SATIN2 MRE L650 24L33 12x44° RD IN	3.5	96267336
			G	SATIN2 MRE L650 24L33 12x44° GN IN	3.5	96267337
			B	SATIN2 MRE L650 24L33 12x44° BU IN	3.5	96267338
			3000K	SATIN2 MRE L650 24L33 12x44° 830 IN	3.5	96267339
			4000K	SATIN2 MRE L650 24L33 12x44° 840 IN	3.5	96267340
		Asym	R	SATIN2 MRE L650 24L33 A/S RD IN	3.5	96267360
			G	SATIN2 MRE L650 24L33 A/S GN IN	3.5	96267361
			B	SATIN2 MRE L650 24L33 A/S BU IN	3.5	96267362
			3000K	SATIN2 MRE L650 24L33 A/S 830 IN	3.5	96267363
			4000K	SATIN2 MRE L650 24L33 A/S 840 IN	3.5	96267364

MRE	Recessed versions
IO	Through wiring IN/OUT
IN	End of line
T	Transversal
L	Longitudinal
Asym	Asymmetrical
830	CRI 80 + 3000K
840	CRI 80 + 4000K
L1250	Length of 1250mm
RGBW	Dynamic Red/Green/Blue/White versions
RD	Red
GN	Green
BU	Blue
12L33	12 LEDs driven at 330mA
CONNECT	Connector
RBOX	Recessed box
KIT	Remote gear box

www.thornlighting.com/SAT2

THORN

Standards

CE IP67 IP68

T_a -20 +25 T_a -25 +50

Lamps

End of line versions - Recessed versions MRE

Current IN/OUT	Length (mm)	Light distribution	Colour	Description	Wt (kg)	SAP Code
IN	950mm	12°	R	SATIN2 MRE L950 36L33 12° RD IN	5.2	96267294
			G	SATIN2 MRE L950 36L33 12° GN IN	5.2	96267295
			B	SATIN2 MRE L950 36L33 12° BU IN	5.2	96267296
			3000K	SATIN2 MRE L950 36L33 12° 830 IN	5.2	96267297
			4000K	SATIN2 MRE L950 36L33 12° 840 IN	5.2	96267298
		32°	R	SATIN2 MRE L950 36L33 32° RD IN	5.2	96267318
			G	SATIN2 MRE L950 36L33 32° GN IN	5.2	96267319
			B	SATIN2 MRE L950 36L33 32° BU IN	5.2	96267320
			3000K	SATIN2 MRE L950 36L33 32° 830 IN	5.2	96267321
			4000K	SATIN2 MRE L950 36L33 32° 840 IN	5.2	96267322
		T:12° L:44°	R	SATIN2 MRE L950 36L33 12x44° RD IN	5.2	96267342
			G	SATIN2 MRE L950 36L33 12x44° GN IN	5.2	96267343
			B	SATIN2 MRE L950 36L33 12x44° BU IN	5.2	96267344
			3000K	SATIN2 MRE L950 36L33 12x44° 830 IN	5.2	96267345
			4000K	SATIN2 MRE L950 36L33 12x44° 840 IN	5.2	96267346
		Asym	R	SATIN2 MRE L950 36L33 A/S RD IN	5.2	96267366
			G	SATIN2 MRE L950 36L33 A/S GN IN	5.2	96267367
			B	SATIN2 MRE L950 36L33 A/S BU IN	5.2	96267368
			3000K	SATIN2 MRE L950 36L33 A/S 830 IN	5.2	96267369
			4000K	SATIN2 MRE L950 36L33 A/S 840 IN	5.2	96267370
	1250mm	12°	R	SATIN2 MRE L1250 48L33 12° RD IN	6.6	96267300
			G	SATIN2 MRE L1250 48L33 12° GN IN	6.6	96267301
			B	SATIN2 MRE L1250 48L33 12° BU IN	6.6	96267302
			3000K	SATIN2 MRE L1250 48L33 12° 830 IN	6.6	96267303
			4000K	SATIN2 MRE L1250 48L33 12° 840 IN	6.6	96267304
		32°	R	SATIN2 MRE L1250 48L33 32° RD IN	6.6	96267324
			G	SATIN2 MRE L1250 48L33 32° GN IN	6.6	96267325
			B	SATIN2 MRE L1250 48L33 32° BU IN	6.6	96267326
			3000K	SATIN2 MRE L1250 48L33 32° 830 IN	6.6	96267327
			4000K	SATIN2 MRE L1250 48L33 32° 840 IN	6.6	96267328
		T:12° L:44°	R	SATIN2 MRE L1250 48L33 12x44° RD IN	6.6	96267348
			G	SATIN2 MRE L1250 48L33 12x44° GN IN	6.6	96267349
			B	SATIN2 MRE L1250 48L33 12x44° BU IN	6.6	96267350
			3000K	SATIN2 MRE L1250 48L33 12x44° 830 IN	6.6	96267351
			4000K	SATIN2 MRE L1250 48L33 12x44° 840 IN	6.6	96267352
		Asym	R	SATIN2 MRE L1250 48L33 A/S RD IN	6.6	96267372
			G	SATIN2 MRE L1250 48L33 A/S GN IN	6.6	96267373
			B	SATIN2 MRE L1250 48L33 A/S BU IN	6.6	96267374
			3000K	SATIN2 MRE L1250 48L33 A/S 830 IN	6.6	96267375
			4000K	SATIN2 MRE L1250 48L33 A/S 840 IN	6.6	96267376

MRE	Recessed versions
IO	Through wiring IN/OUT
IN	End of line
T	Transversal
L	Longitudinal
Asym	Asymmetrical
830	CRI 80 + 3000K
840	CRI 80 + 4000K
L1250	Length of 1250mm
RGBW	Dynamic Red/Green/Blue/White versions
RD	Red
GN	Green
BU	Blue
12L33	12 LEDs driven at 330mA
CONNECT	Connector
RBOX	Recessed box
KIT	Remote gear box

Ordering Guide - Accessories for recessed versions MRE

Description	Wt (kg)	SAP Code
Connections		
CON CABLE GEL 3/3x2,5² 5650/3 IP68	0.01	96272068
CONNECT CABLE 2/4 x 1.5-4² TH391 IP68	0.05	96260810
Recessed boxes		
SATIN2 MRE L350 RBOX	1.7	96272110
SATIN2 MRE L650 RBOX	3.2	96272111
SATIN2 MRE L950 RBOX	4.7	96272112
SATIN2 MRE L1250 RBOX	6.2	96272113

Ordering Guide - Recessed high ambient temperature versions

Satin2 delivered complete with remote gear box including power supply for the static monochromatic versions and power supply/DMX card for the dynamic versions. Recessed box to be ordered separately. Connectors to be order separately. Through wiring in the remote gear box. Like all other DMX driven luminaires, Satin2 can be controlled using Sensa DMX stand alone controller and software. Once recorded, lighting scenarios can be run autonomously without the need for a laptop. With its range of splitters, accessories and cable, especially designed for outdoor applications, Sensa DMX provides a complete and simple solution for the implementation of DMX networks, from small to large scale installations. The Sensa DMX products are listed below.
For more information and for planning support, please contact your local Thorn office.

Current IN/OUT	Length (mm)	Light distribution	Colour	Description	Wt (kg)	SAP Code
IN/OUT	350mm	12°	3000K	SATIN2 MRE L350 12L35 12° 830 KIT	3.2	96268102
			4000K	SATIN2 MRE L350 12L35 12° 840 KIT	3.2	96268103
			RGBW	SATIN2 MRE L350 12L35 12° RGBW KIT	3.3	96267287
		32°	3000K	SATIN2 MRE L350 12L35 32° 830 KIT	3.2	96268110
			4000K	SATIN2 MRE L350 12L35 32° 840 KIT	3.2	96268111
			RGBW	SATIN2 MRE L350 12L35 32° RGBW KIT	3.3	96267311
		T:12° L:44°	3000K	SATIN2 MRE L350 12L35 12x44° 830 KIT	3.2	96268118
			4000K	SATIN2 MRE L350 12L35 12x44° 840 KIT	3.2	96268119
			RGBW	SATIN2 MRE L350 12L35 12x44° RGBW KIT	3.3	96267335
		Asym	3000K	SATIN2 MRE L350 12L35 A/S 830 KIT	3.2	96268126
			4000K	SATIN2 MRE L350 12L35 A/S 840 KIT	3.2	96268127
			RGBW	SATIN2 MRE L350 12L35 A/S RGBW KIT	3.3	96267359
	650mm	12°	3000K	SATIN2 MRE L650 24L35 12° 830 KIT	5.2	96268104
			4000K	SATIN2 MRE L650 24L35 12° 840 KIT	5.2	96268105
			RGBW	SATIN2 MRE L650 24L35 12° RGBW KIT	5.0	96267293
		32°	3000K	SATIN2 MRE L650 24L35 32° 830 KIT	5.2	96268112
			4000K	SATIN2 MRE L650 24L35 32° 840 KIT	5.2	96268113
			RGBW	SATIN2 MRE L650 24L35 32° RGBW KIT	5.0	96267317
		T:12° L:44°	3000K	SATIN2 MRE L650 24L35 12x44° 830 KIT	5.2	96268120
			4000K	SATIN2 MRE L650 24L35 12x44° 840 KIT	5.2	96268121
			RGBW	SATIN2 MRE L650 24L35 12x44° RGBW KIT	5.0	96267341
		Asym	3000K	SATIN2 MRE L650 24L35 A/S 830 KIT	5.2	96268128
			4000K	SATIN2 MRE L650 24L35 A/S 840 KIT	5.2	96268129
			RGBW	SATIN2 MRE L650 24L35 A/S RGBW KIT	5.0	96267365
	950mm	12°	3000K	SATIN2 MRE L950 36L35 12° 830 KIT	6.6	96268106
			4000K	SATIN2 MRE L950 36L35 12° 840 KIT	6.6	96268107
			RGBW	SATIN2 MRE L950 36L35 12° RGBW KIT	6.4	96267299
		32°	3000K	SATIN2 MRE L950 36L35 32° 830 KIT	6.6	96268114
			4000K	SATIN2 MRE L950 36L35 32° 840 KIT	6.6	96268115
			RGBW	SATIN2 MRE L950 36L35 32° RGBW KIT	6.4	96267323
		T:12° L:44°	3000K	SATIN2 MRE L950 36L35 12x44° 830 KIT	6.6	96268122
			4000K	SATIN2 MRE L950 36L35 12x44° 840 KIT	6.6	96268123
			RGBW	SATIN2 MRE L950 36L35 12x44° RGBW KIT	6.4	96267347
		Asym	3000K	SATIN2 MRE L950 36L35 A/S 830 KIT	6.6	96268130
			4000K	SATIN2 MRE L950 36L35 A/S 840 KIT	6.6	96268131
			RGBW	SATIN2 MRE L950 36L35 A/S RGBW KIT	6.4	96267371
	1250mm	12°	3000K	SATIN2 MRE L1250 48L35 12° 830 KIT	8.0	96268108
			4000K	SATIN2 MRE L1250 48L35 12° 840 KIT	8.0	96268109
			RGBW	SATIN2 MRE L1250 48L35 12° RGBW KIT	7.8	96267305
		32°	3000K	SATIN2 MRE L1250 48L35 32° 830 KIT	8.0	96268116
			4000K	SATIN2 MRE L1250 48L35 32° 840 KIT	8.0	96268117
			RGBW	SATIN2 MRE L1250 48L35 32° RGBW KIT	7.8	96267329
		T:12° L:44°	3000K	SATIN2 MRE L1250 48L35 12x44° 830 KIT	8.0	96268124
			4000K	SATIN2 MRE L1250 48L35 12x44° 840 KIT	8.0	96268125
			RGBW	SATIN2 MRE L1250 48L35 12x44° RGBW KIT	7.8	96267353
		Asym	3000K	SATIN2 MRE L1250 48L35 A/S 830 KIT	8.0	96268132
			4000K	SATIN2 MRE L1250 48L35 A/S 840 KIT	8.0	96268133
			RGBW	SATIN2 MRE L1250 48L35 A/S RGBW KIT	7.8	96267377

SAP Description	Description	SAP Code
DMX Controllers		
Sensa DMX Controller Box IP65	Stand alone DMX controller kit in IP65 box	96261598
Sensa DMX Controller Kit	Stand alone DMX controller kit for DIN rail	96261600
Sensa DMX TS Controller Black	Black wall mounted touch screen DMX controller	96261606
Sensa DMX TS Controller White	White wall mounted touch screen DMX controller	96261599
DMX Splitters		
Sensa DMX Splitter X4	4 Output DMX Splitter for DIN rail	96261602
Sensa DMX Splitter X4 IP65	4 Output DMX Splitter in IP65 box	96261605
Accessories		
Sensa DMX Power Supply	5V Power supply for DIN rail	96261603
Sensa DMX Cable DMX512	DMX 512 cable	96261601
Sensa DMX Adaptor Port X8	8 Port trigger adaptor for DIN rail	96261604
Sensa DMX Switch 8 Pos Prewired 3M	8 Position pre-wired switch	96264082

End of line terminations (120 Ohm resistance at the end of each DMX line) are not included in the Sensa DMX Range.

For more details about Sensa DMX, please go to:
www.thornlighting.com/SEND

MRE	Recessed versions
IO	Through wiring IN/OUT
IN	End of line
T	Transversal
L	Longitudinal
Asym	Asymmetrical
830	CRI 80 + 3000K
840	CRI 80 + 4000K
L1250	Length of 1250mm
RGBW	Dynamic Red/Green/Blue/White versions
RD	Red
GN	Green
BU	Blue
12L33	12 LEDs driven at 330mA
CONNECT	Connector
RBOX	Recessed box
KIT	Remote gear box

Ordering Guide - Accessories for recessed versions MRE

Description	Wt (kg)	SAP Code
Connections		
CON CABLE GEL 3/3x2,5² 5650/3 IP68	0.01	96272068
CONNECT CABLE 2/4 x 1.5-4² TH391 IP68	0.05	96260810
Recessed boxes		
SATIN2 MRE L350 RBOX	1.7	96272110
SATIN2 MRE L650 RBOX	3.2	96272111
SATIN2 MRE L950 RBOX	4.7	96272112
SATIN2 MRE L1250 RBOX	6.2	96272113

www.thornlighting.com/SAT2

THORN
LIGHTING PEOPLE